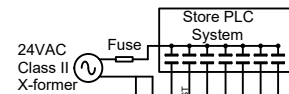


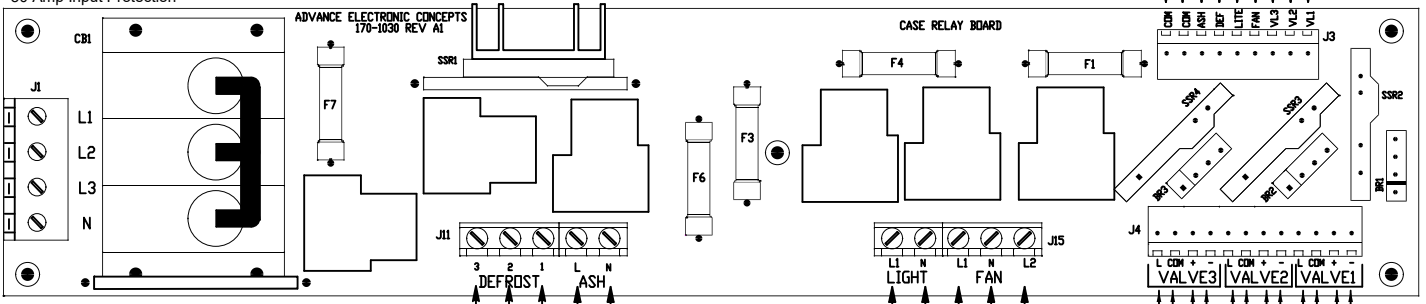
CASE RELAY BOARD WIRING DIAGRAM
MODEL: LT3PCRB-SS

Connector Torque			
Connector	Min Wire Size	Max Wire Size	Torque
J1	10 AWG	6 AWG	11 LB-IN
J11, J15	14 AWG	10 AWG	4.4 LB-IN
J3, J4	20 AWG	14 AWG	3.5 LB-IN

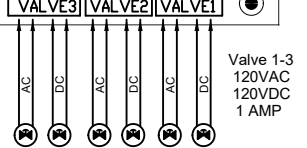
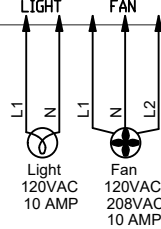
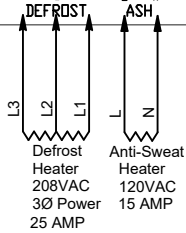


30AMP
3 POLE BREAKER
Connect to 208VAC 3 Phase Power with Neutral
30 Amp Input Protection

"Use Copper Conductors Only"
Before service, all breakers must be in the "OFF" Position



- FUSE GUIDE (All Fuses 120VAC Min Rating)
 F1 = 10 AMP (FAN L2)
 F3 = 10 AMP (LIGHT)
 F4 = 10 AMP (FAN L1)
 F6 = 5 AMP (VALVES)
 F7 = 15 AMP (ASH)



"WARNING"
"To reduce the risk of electric shock,
replace only with the same type and rating fuse"